

CARRYALL

BUILT TOUGH FOR THE TASK AT HAND




For you, no two days are alike on the job. You need a vehicle you can trust to get any job done—even the unexpected ones. The Carryall 500 Series from Club Car has the features and options you need to keep your day and business moving forward.



DO YOUR BEST WORK

One of the most versatile work utility vehicles on the market, the Carryall 500 has the power to replace pickup trucks at a fraction of the cost. With a rustproof, aircraft-grade aluminum frame, and cargo box, along with best-in-class ergonomics, the Carryall 500 is the perfect solution for your industrial and commercial jobs.

With an array of powertrain options, including a powerful, durable, maintenance-free lithium option, there is a Carryall 500 vehicle for almost any application.

	Gas	Electric	Elec AC	Li
 Maximum Speed	17mph	17mph	17mph	19mph
 Horsepower	14 hp	3.7 hp	8.0 hp	7.4 hp
 Maximum Vehicle Capacity	1200 lbs	1200 lbs	1200 lbs	1200 lbs



The Carryall 500 Series can be accessorized for any need.

No team ever has just one job to do. Choose from the widest selection of accessories, including our VersAttach™ bed attachment system and configurations, to customize your new Carryall for your needs.



	GASOLINE	ELECTRIC & HP ELECTRIC AC		LITHIUM ION
ENGINE	Kohler EFI, 4-cycle Gas	48-volt DC	48-volt AC	48-volt 3-phase AC
HORSEPOWER	14 hp (10.3 kW) rated @ 3600 RPM per SAE J1940	3.7 hp (2.7 kW) rated; peak 20 hp (14.9 kW)	8 hp (6 kW) rated; peak 16 hp (11.7 kW)	7.4 hp (5.5 kW) rated @ 2863 rpm; Peak 21.4 hp (16 kW)
BATTERIES	12-volt 500 CCA 105 min reserve	Eight 6-volt flooded lead acid		Std: Vanguard 7.0kWh Lithium Opt: Vanguard 4.0kWh Lithium
CHARGER	N/A	On-board DeltaQ QuiQ (1 kW high frequency)		Std: DeltaQ IC650 - 650W high frequency Opt: DeltaQ IC900 - 900W high frequency
STEERING	Self-adjusting rack and pinion	Self-adjusting rack and pinion	Self-adjusting rack and pinion	Self-adjusting Rack and Pinion
FRONT SUSPENSION	Independent leaf spring with dual hydraulic shocks	Independent leaf spring with dual hydraulic shocks	Independent leaf spring with dual hydraulic shocks	Independent leaf spring with dual hydraulic shocks
BRAKES	4-wheel mechanical drum	4-wheel mechanical drum	4-wheel mechanical drum	4-wheel Mechanical Drum
PARK BRAKE	Foot operated, multi-lock	Foot operated, multi-lock	Foot operated, multi-lock	Foot operated, multi-lock
BODY AND FINISH	ArmorFlex™ with automotive paint/clearcoat, aluminum finish	ArmorFlex™ with automotive paint/clearcoat, aluminum finish	ArmorFlex™ with automotive paint/clearcoat, aluminum finish	ArmorFlex™ with automotive paint/clearcoat, aluminum finish
TIRES	20 x 10-10, 6-ply, premium tread	20 x 10-10, 6-ply, premium tread	20 x 10-10, 6-ply, premium tread	20 x 10-10, 6-ply, premium tread
BED L x W x H	44.2 x 47.5 x 10.5 in (112 x 121 x 27 cm)	44.2 x 47.5 x 10.5 in (112 x 121 x 27 cm)	44.2 x 47.5 x 10.5 in (112 x 121 x 27 cm)	44.2 x 47.5 x 10.5 in (112.2 x 120.6 x 26.6 cm)
WHEELBASE	78.1 in (198 cm)	78.1 in (198 cm)	78.1 in (198 cm)	78.1 in (198 cm)
GROUND CLEARANCE	5.6 in (14.2 cm)	5.6 in (14.2 cm)	5.6 in (14.2 cm)	5.6 in (14.2 cm)
FUEL TANK CAPACITY	5.5 gal (20.8 L)	N/A	N/A	N/A
CURB WEIGHT	907 lb (411 kg)	1393 lb (632 kg)	1393 lb (632 kg)	951 lb (431.4 kg)
SPEED RANGE	15-17 mph (24-27 km/h)	5-17 mph (8-27 km/h)	17 mph (27 km/h)	5-19 mph (8-31 kph)
LIMITED WARRANTY	3 yr/3000 hr limited powertrain/frame 2 yr limited remaining vehicle	4 yr limited battery 3 yr limited powertrain/frame 2 yr limited remaining vehicle	4 yr limited battery 3 yr limited powertrain/frame 2 yr limited remaining vehicle	5 yr limited battery warranty; 3 yr limited powertrain/frame; 2 yr limited remaining vehicle

OPTIONS & ACCESSORIES



Brush Guard



Canopy/Windshield



USB Port



Stakeside Bed



Curtis Cab



Van Box Options



Customization



Versattach Bed