

# CARRYALL

## NEED MORE GROUND CLEARANCE?




*Maneuver over the most difficult terrain with the Carryall 550 gas or electric utility vehicle, featuring 6 inches of ground clearance (the most in its class), a sturdy differential guard, aircraft-grade aluminum frame, and rough terrain tires.*



## DO YOUR BEST WORK

Perfect for construction sites, industrial locations, or any other task needing a little extra ground clearance, the Carryall 550 has the versatility to help you get the job done. With a rustproof, aircraft-grade aluminum frame, and cargo box, along with best-in-class ergonomics, the Carryall 550 is the perfect solution for your industrial and commercial jobs.

With an array of powertrain options, including a powerful, durable, maintenance-free lithium option, there is a Carryall 550 vehicle for almost any application.

	Gas	Electric	Li
 <b>Maximum Speed</b>	17mph	17mph	19mph
 <b>Horsepower</b>	14 hp	3.7 hp	7.4 hp
 <b>Maximum Vehicle Capacity</b>	900 lbs	900 lbs	900 lbs





### The Carryall 550 Series can be accessorized for any need.

No team ever has just one job to do. Choose from the widest selection of accessories, including our VersAttach™ bed attachment system and configurations, to customize your new Carryall for your needs.



#### GASOLINE

#### ELECTRIC DC

#### LITHIUM ION

	<b>GASOLINE</b>	<b>ELECTRIC DC</b>	<b>LITHIUM ION</b>
<b>ENGINE</b>	Kohler EFI, 4-cycle Gas	48-volt DC	48-volt 3-phase AC
<b>HORSEPOWER</b>	14 hp (10.3 kW) rated @ 3600 RPM per SAE J1940	3.7 hp (2.7 kW) rated; peak 20 hp (14.9 kW)	7.4 hp (5.5 kW) rated @ 2863 rpm; Peak 21.4 hp (16 kW)
<b>BATTERIES</b>	12-volt 500 CCA 105 min reserve	Eight 6-volt flooded lead acid	Std: Vanguard 7.0kWh Lithium Opt: Vanguard 4.0kWh Lithium
<b>CHARGER</b>	N/A	On-board DeltaQ QuiQ (1 kW high frequency)	Std: DeltaQ IC650 - 650W high frequency Opt: DeltaQ IC900 - 900W high frequency
<b>STEERING</b>	Self-adjusting rack and pinion	Self-adjusting rack and pinion	Self-adjusting rack and pinion
<b>FRONT SUSPENSION</b>	Independent leaf spring with dual hydraulic shocks	Independent leaf spring with dual hydraulic shocks	Independent leaf spring with dual hydraulic shocks
<b>BRAKES</b>	4-wheel mechanical drum	4-wheel mechanical drum	4-wheel Mechanical Drum
<b>PARK BRAKE</b>	Foot operated, multi-lock	Foot operated, multi-lock	Foot operated, multi-lock
<b>BODY AND FINISH</b>	ArmorFlex™ with automotive paint/clearcoat, aluminum finish	ArmorFlex™ with automotive paint/clearcoat, aluminum finish	ArmorFlex™ with automotive paint/clearcoat, aluminum finish
<b>TIRES</b>	22x10-10, 4-ply, extra traction	22x10-10, 4-ply, extra traction	22x10-10, 4-ply, extra traction
<b>BED L x W x H</b>	44.2 x 47.5 x 10.5 in (112 x 121 x 27 cm)	44.2 x 47.5 x 10.5 in (112 x 121 x 27 cm)	44.2 x 47.5 x 10.5 in (112.2 x 120.6 x 26.6 cm)
<b>WHEELBASE</b>	78.1 in (198 cm)	78.1 in (198 cm)	78.1 in (198 cm)
<b>GROUND CLEARANCE</b>	6.0 in (15.2 cm)	6.0 in (15.2 cm)	6.0 in (15.2 cm)
<b>FUEL TANK CAPACITY</b>	5.5 gal (20.8 L)	N/A	N/A
<b>CURB WEIGHT</b>	942 lb (427.2 kg)	1402 lb (635.9 kg)	1020 lb (462.6 kg)
<b>SPEED RANGE</b>	15-17 mph (24-27 km/h)	5-17 mph (8-27 km/h)	5-19 mph (8-31 kph)
<b>LIMITED WARRANTY</b>	3 yr/3000 hr limited powertrain/frame 2 yr limited remaining vehicle	4 yr limited battery 3 yr limited powertrain/frame 2 yr limited remaining vehicle	5 yr limited battery warranty; 3 yr limited powertrain/frame; 2 yr limited remaining vehicle

